



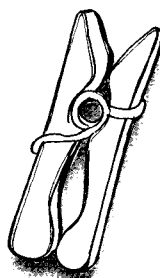
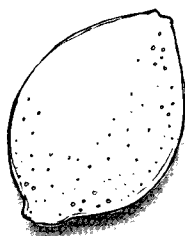



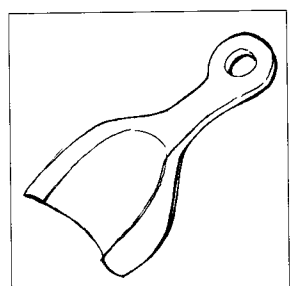

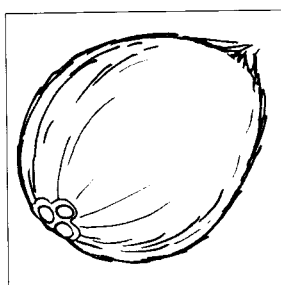
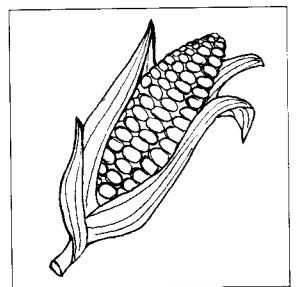


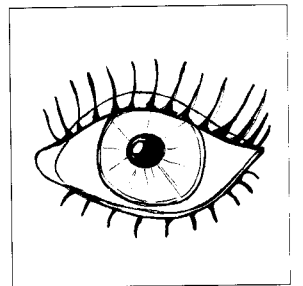
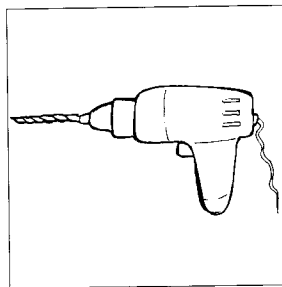
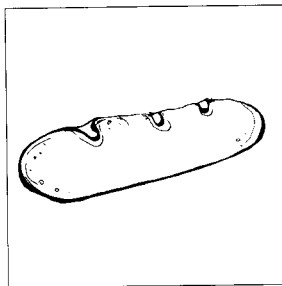





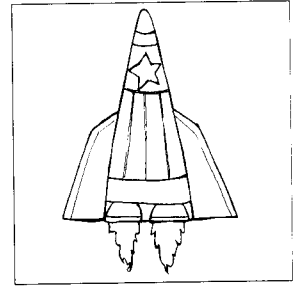






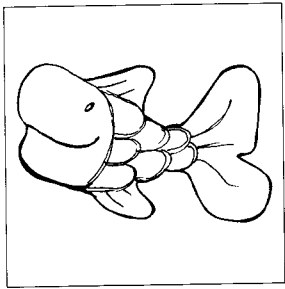


	ÜBUNG	SEITE
	Einführung	4
<b>01</b>	<b>Silbenklatschen</b>	<b>6</b>
<b>02</b>	Silbenklatschen	7
<b>03</b>	<b>Silbenwürfeln</b>	<b>8</b>
<b>04</b>	Silbenwürfeln	9
<b>05</b>	<b>Auf dem Silbenweg ins All</b>	<b>10</b>
<b>06</b>	Silbenketten	12
<b>07</b>	<b>Silbenbögen</b>	<b>13</b>
<b>08</b>	Silbenpärchen	14
<b>09</b>	<b>Silbenpärchen</b>	<b>15</b>
<b>10</b>	Reimsuche	16
<b>11</b>	<b>Reimsuche</b>	<b>17</b>
<b>12</b>	Reimpärchen	18
<b>13</b>	<b>Reimpärchen</b>	<b>19</b>
<b>14</b>	Reimsprüchlein	20
<b>15</b>	<b>Reimverse ergänzen</b>	<b>21</b>
<b>16</b>	Häuserreime	24
<b>17</b>	<b>Häuserreime</b>	<b>25</b>
<b>18</b>	Zusammengesetzte Wörter	26
<b>19</b>	<b>Zusammengesetzte Wörter</b>	<b>27</b>
<b>20</b>	Versteckte Wörter	28
<b>21</b>	<b>Versteckte Wörter</b>	<b>29</b>
<b>22</b>	Bilderkette mit zusammengesetzten Nomen	30
<b>23</b>	<b>Bilderkette mit zusammengesetzten Nomen</b>	<b>31</b>
<b>24</b>	Wortanfang	32
<b>25</b>	<b>Wortanfang</b>	<b>33</b>
<b>26</b>	Anlaut A	34
<b>27</b>	<b>Anlaut O</b>	<b>35</b>
<b>28</b>	Anlaut I	36
<b>29</b>	<b>Anlaut U</b>	<b>37</b>
<b>30</b>	Anlaut E	38
<b>31</b>	<b>Anlaut M</b>	<b>39</b>
<b>32</b>	Einkaufen: Anlaut M	40
<b>33</b>	<b>Anlaut F</b>	<b>41</b>
<b>34</b>	Koffer packen: Anlaut F	42
<b>35</b>	<b>Anlaut L</b>	<b>43</b>
<b>36</b>	Im Zoo: Anlaut L	44
<b>37</b>	<b>Anlaut S</b>	<b>45</b>
<b>38</b>	Was darf mit? Anlaut SCH	46
<b>39</b>	<b>Anlaut R</b>	<b>48</b>
<b>40</b>	Anlaut N	50
<b>41</b>	<b>Anlaut W</b>	<b>52</b>
<b>42</b>	Anlaut T	54
<b>43</b>	<b>Anlaut K</b>	<b>55</b>
<b>44</b>	Aufräumen: Anlaut P	56
<b>45</b>	<b>Im Kinderzimmer: Anlaut P</b>	<b>57</b>
<b>46</b>	Anlaut P	58
<b>47</b>	<b>Lückenrätsel mit Auslassungen im Auslaut</b>	<b>59</b>
<b>48</b>	Lückenrätsel mit Auslassungen im Inlaut	60
<b>49</b>	<b>Lückenrätsel mit Auslassungen im Anlaut</b>	<b>61</b>
<b>50</b>	Laute und Silben zusammenfügen	62
<b>51</b>	<b>Laute und Silben zusammenfügen</b>	<b>63</b>
<b>52</b>	Mitmachgeschichte: Bauernhoftiere	64
	<b>Lösungen</b>	<b>66</b>

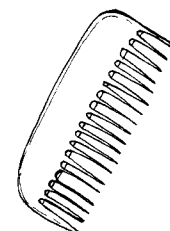

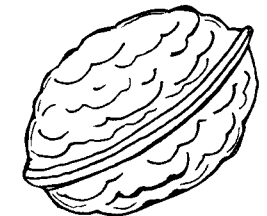




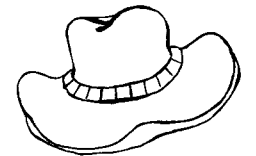
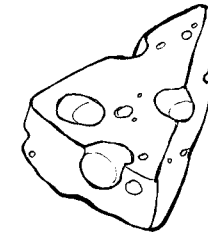


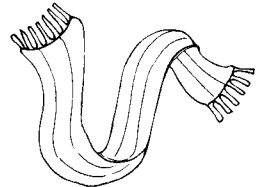




Finde die Anzahl der Sprechsilben heraus und trage entsprechend viele Silbenbögen in das Kästchen ein. Beispiel: En-te = zwei Silbenbögen 




Finde zu dem Bild im linken Kästchen das Motiv mit der gleichen Silbenanzahl aus den drei nebenstehenden Bildern heraus und male es bunt aus.




Finde zu dem Bild links im Kästchen das passende Reimwort aus den vier nebenstehenden Bildern heraus und male es bunt aus.



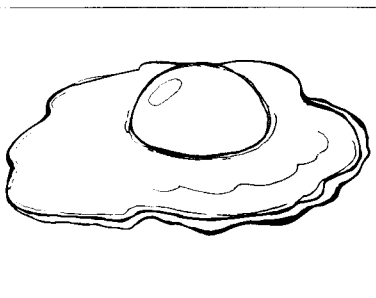

Finde die beiden Wörter, die in der Abbildung links versteckt sind. Schneide die Bildkarten unten auf der Seite aus und klebe die passenden Motive in die entsprechenden Kästchen.




=





+




=



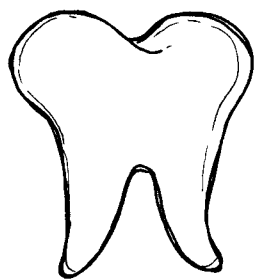

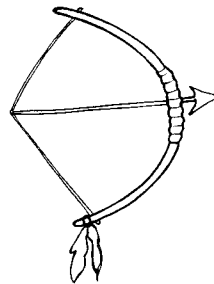


+



=





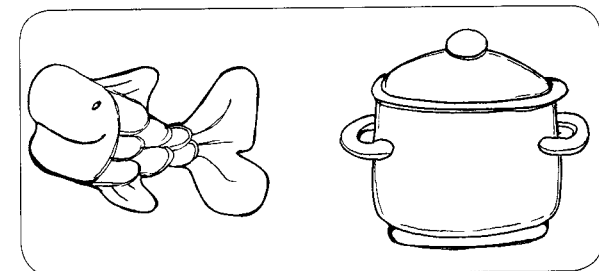
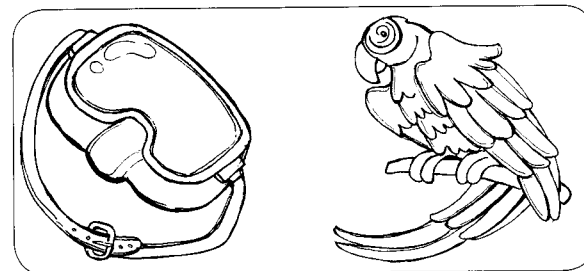

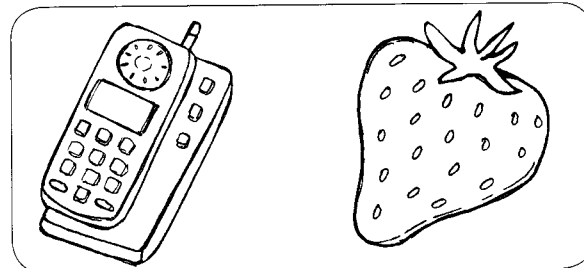
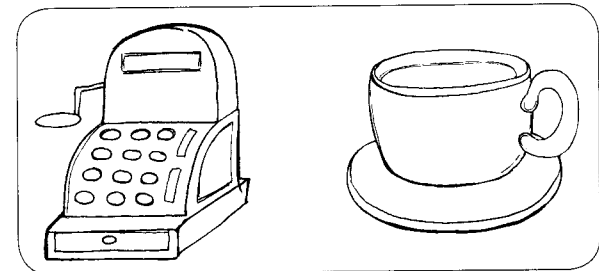
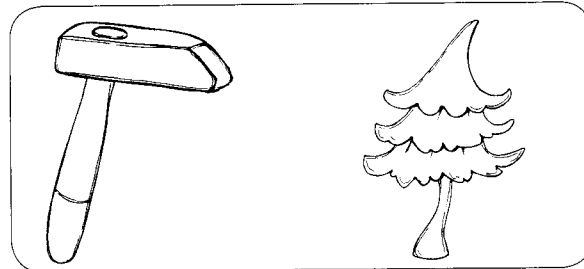
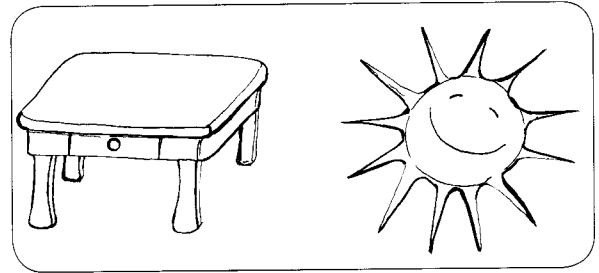



+



Sprich dir die Bildbezeichnungen der beiden Bilder innerhalb eines Kästchens laut vor und male das Bild aus, dessen Bezeichnung mit dem Laut T anfängt.

Der Laut kann mit folgender Lautgeste verdeutlicht werden: die Hand mit der Handfläche nach unten vor den Mund halten und in einer kleinen, kurzen Bewegung nach unten schnellen lassen.



Robotersprache: Setze die vorgelesenen Laute und Silben zu Wörtern zusammen und schlage beim Benennen des Wortes das entsprechende Bild ab.

M-au-s

F-r-osch

T-isch

K-ir-sch-en

Ei-s

P-ilz

Sch-a-f

V-o-gel

B-aum

P-i-rat

M-u-schel

Sch-r-ank

S-a-lat

F-isch

B-l-u-me

B-ein

