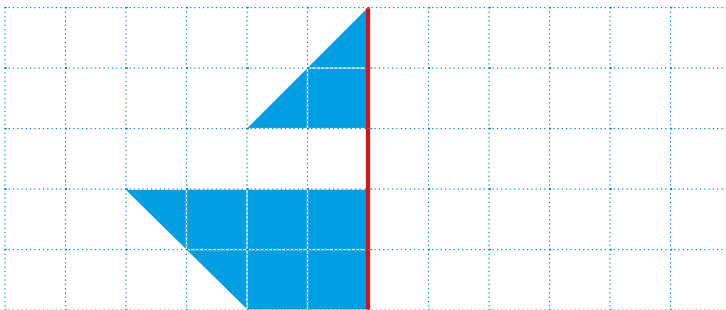
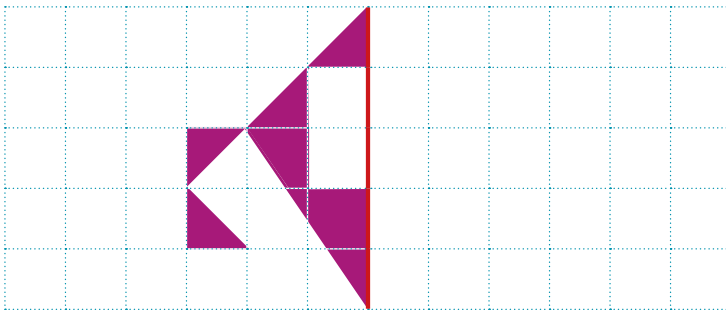
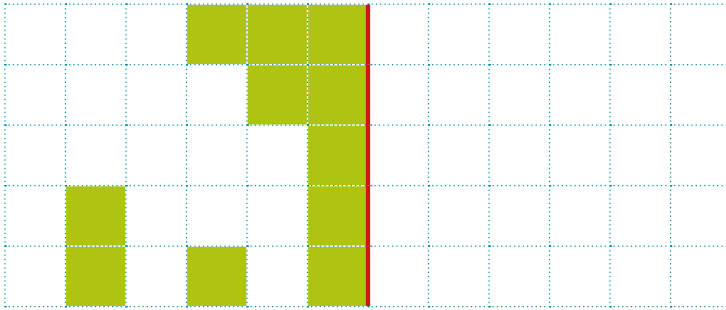




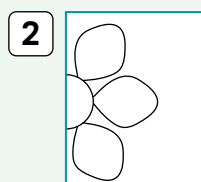
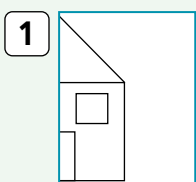

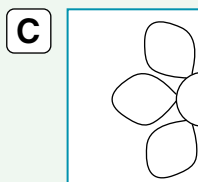
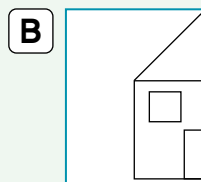
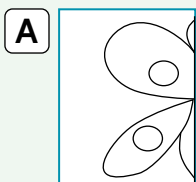
1| Zeichne das Spiegelbild. Kontrolliere mit dem Spiegel.



**Merke dir:**

An der **Spiegelachse** entsteht das **Spiegelbild**, d. h. die Figuren sehen spiegelbildlich (gleich) aus.

2| Verbinde mit dem Spiegelbild. Trage die Zahl ein.



<b>A</b>	
----------	--

<b>B</b>	
----------	--

<b>C</b>	
----------	--

<b>D</b>	
----------	--